





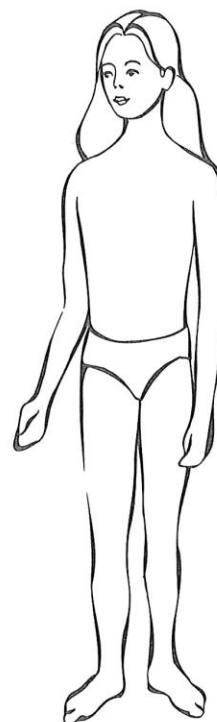


SCHOVÁVANÁ NA LOUCE

URČOVÁNÍ POLOHY DVOU OBJEKTŮ POMOCÍ PŘEDLOŽEK A PŘÍSLOVCÍ MÍSTA





Viš co je to louka? Je to veselé společenství trávy, květů a jejich věrných společníků - hmyzu. Jeden bez druhého nemohou žít a zejména v létě si celé dny hrají. Podívej se na obrázek a pokus se pojmenovat hmyz, který vidíš, a potom řekni, kam se schoval. Někdo za květ, někdo si našel místo na květu, na listu, pod listem, jiný poletuje nad květem vlevo nebo vpravo od něho. Hádanky ti mohou dávat i maminka s tatínkem, paní učitelka nebo větší kamarádi. Do obrázku dokreslí další květy a hmyz.





Najdi vhodné oblečení pro děvčátko a vybarvi ho!



Handwriting practice for the letter 'm'. The top row shows four cursive 'm' characters. Below them are three cartoon boys. At the bottom is a 2x6 grid for counting. The first row contains one 'm' character followed by five diagonal lines. The second row contains one boy character followed by five diagonal lines.

| | | | | | |
|---|---|---|---|---|--|
|  | / | / | / | / | |
|  | / | / | / | / | |



Handwriting practice for the letter 'f'. The top row shows three flowers. Below them are four cartoon girls. At the bottom is a 2x6 grid for counting. The first row contains one flower character followed by five empty cells. The second row contains one girl character followed by five empty cells.

| | | | | | |
|---|--|--|--|--|--|
|  | | | | | |
|  | | | | | |



Handwriting practice for the letter 'c'. The top row shows six mugs and six spoons. At the bottom is a 2x6 grid for counting. The first row contains one mug character followed by five empty cells. The second row contains one spoon character followed by five empty cells.

| | | | | | |
|---|--|--|--|--|--|
|  | | | | | |
|  | | | | | |



Handwriting practice for the letter 't'. The top row shows five tulips. Below them are four vases. At the bottom is a 2x6 grid for counting. The first row contains one tulip character followed by five empty cells. The second row contains one vase character followed by five empty cells.

| | | | | | |
|---|--|--|--|--|--|
|  | | | | | |
|  | | | | | |

Handwriting practice for the letter 'o'. The top row shows three plates and three pots. At the bottom is a 2x6 grid for counting. The first row contains one plate character followed by five empty cells. The second row contains one pot character followed by five empty cells.

| | | | | | |
|---|--|--|--|--|--|
|  | | | | | |
|  | | | | | |

Handwriting practice for the letter 'p'. The top row shows five apples and five pears. At the bottom is a 2x6 grid for counting. The first row contains one apple character followed by five empty cells. The second row contains one pear character followed by five empty cells.

| | | | | | |
|---|--|--|--|--|--|
|  | | | | | |
|  | | | | | |